

## Steel Shelf-Bracket

Art. No. SP-2111



| Size<br>尺寸(inch) | Gauge<br>厚度<br>(mm) | 每箱(对打)<br>Contents<br>Per Case<br>(Doz.Pcs) | 尺码(厘米)<br>Measurement<br>(cm) | 重量(公斤)<br>Weight(Kgs) |           |
|------------------|---------------------|---|-------------------------------|-----------------------|-----------|
|                  |                     |   |                               | 毛重<br>Gross           | 净重<br>Net |
| 3" × 4"          | 0.7                 | 12  | 31 × 24 × 25                  | 8                     | 7         |
| 4" × 5"          | 0.7                 | 12  | 37 × 29 × 28                  | 12                    | 10        |
| 5" × 6"          | 0.8                 | 12  | 41 × 30 × 29                  | 16                    | 14        |
| 6" × 8"          | 0.8                 | 12  | 49 × 30 × 31                  | 21                    | 19        |
| 8" × 10"         | 0.9                 | 6   | 35 × 33 × 32                  | 24                    | 22        |
| 10" × 12"        | 0.9                 | 6   | 43 × 37 × 39                  | 24                    | 22        |
| 12" × 14"        | 1.0                 | 3   | 43 × 39 × 30                  | 25                    | 23        |
| 14" × 16"        | 1.2                 | 3   | 48 × 34 × 28                  | 26                    | 24        |

Remarks:

1. White, Blue, Black, Grey are also available
2. Packing: In cartons

## Chromium-Plated Door Pulls

Art. No. SP-6111

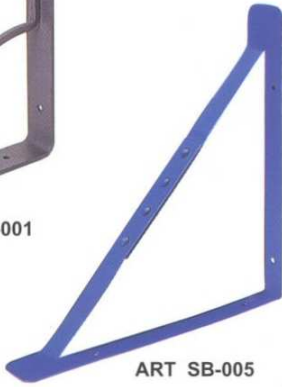


| 型号<br>Type | 尺寸<br>Size               | 每箱数量(打)<br>Contents<br>Per Case<br>(Doz.) | 螺丝<br>Screws   | 尺码(厘米)<br>Meast<br>(cm) | 毛重<br>(公斤)<br>Gt.Wt.<br>(kg) | 净重<br>(公斤)<br>Nt.Wt.<br>(kg) |
|------------|--------------------------|---|----------------|-------------------------|------------------------------|------------------------------|
| A          | 3"                       | 100                                       | Without screws | 46 × 25 × 23            | 17                           | 14                           |
| A          | 4"                       | 100                                       | Without screws | 60 × 30 × 29            | 33                           | 29                           |
| A          | 5"                       | 100                                       | Without screws | 72 × 36 × 35            | 51                           | 45                           |
| A          | 6"                       | 50  | Without screws | 84 × 23 × 38            | 41                           | 35                           |
| C          | 50mm<br>centre to centre | 100                                       | With screws    | 50 × 24 × 30            | 32                           | 30                           |
| C          | 75mm<br>centre to centre | 100                                       | With screws    | 59 × 29 × 33            | 44                           | 38                           |
| C          | 90mm<br>centre to centre | 50  | With screws    | 70 × 36 × 19            | 26                           | 20                           |

**SHELF BRACKET**



ART SB-001



ART SB-005




ART SB-002



ART SB-003



ART SB-004



ART SB-007



ART SB-006



ART SB-008



ART SB-009



ART SB-010



ART SB-011




ART SB-012



ART SB-013

## SLOTTED STEEL ANGLE BARS



MODEL NO.20145

COLOR: BROWN/GREY

STEEL THICKNESS: 1.6MM/1.8MM

SIZE: 1" x 1" x 10', 1-1/4" x 1-1/4" x 10', 1-1/2" x 1-1/2" x 10'  
2-1/4" x 1-1/2" x 10'

## SLOTTED STEEL ANGLE BAR WITH TRAYS



MODEL NO.20146

TRAY SIZE: WIDTH 12"-24"

LENGTH 36", 42", 48"